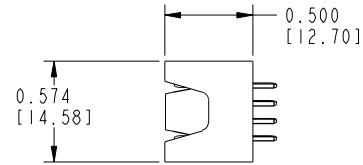
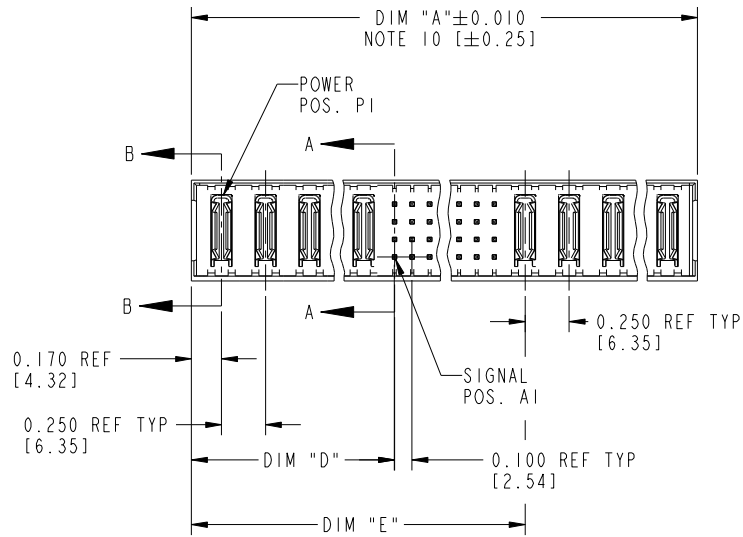
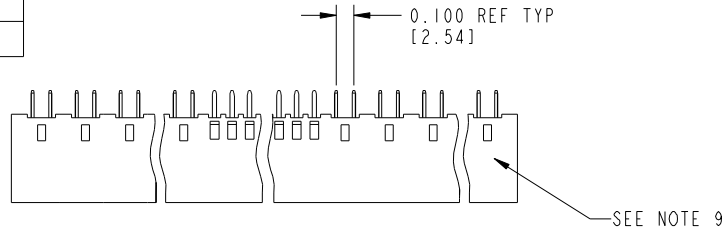


Tous droits strictement réservés. Reproduction ou communication à des tiers interdite sous quelque forme que ce soit sans autorisation écrite du propriétaire. Propriété de c.FCI. Droits de reproduction FCI.



All rights strictly reserved. Reproduction or issue to third parties in any form whatever is not permitted without written authority from the proprietor. Property of FCI. Copyright FCI.

PRODUCT NUMBER
51704-ABBCCDDE0...
SEE NOTE 1



mal'ti code				NOTE 2		tolerances unless otherwise specified		CUSTOMER		 www.fciconnect.com	
ltr	ecn no.	dr	date	linear	.XX±.01/0.X±0.3		COPY		title VERTICAL HEADER w/o GUIDE PIN POWER / SIGNAL / POWER		
K	DG06-0011	CS	01/13/06		.XXX±.005/0.XX±0.13		projection				
L	DG08-0239	JC	09/11/08		.XXX±.0020/.XXX±.051		 INCH/MM				
				angles	0°±2°		scale		product family PWRBLADE code		
				dr	JRW	10-16-01	1:1		size		213
				enr	J.ALLISON	10-16-01			dwg no		sheet
				chr	J.ALLISON	10-16-01			A		51704
				appd	J.ALLISON	10-16-01					1 of 4
sheet index		revision sheet		L	L	L	L				
				1	2	3	4				

Pro/E

cage code 22526

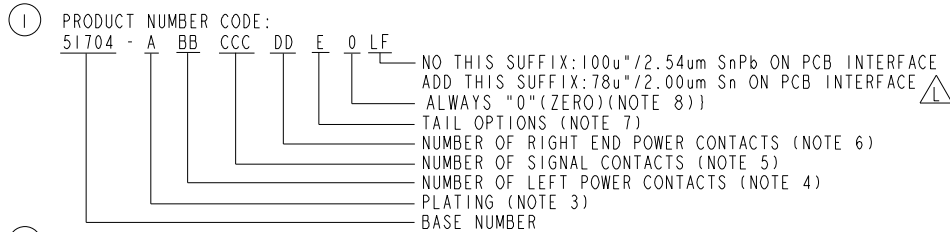
Tous droits strictement reserves. Reproduction ou communication a des tiers interdite sous quelque forme que ce soit sans autorisation écrite du propriétaire. Propriete de c FCI. Droits de reproduction FCI.



All rights strictly reserved. Reproduction or issue to third parties in any form whatever is not permitted without written authority from the proprietor. Property of FCI. Copyright FCI.

PRODUCT NUMBER	DIM	LENGTH FORMULAS (SEE NOTE 10)
51704-ABBCCDDE0..	DIM "A"	.250 [6.35] x BB + .100 [2.54] x (CCC/4) + .250 [6.35] x DD + .090 [2.29] (NOTE 10)
SEE NOTE 1	DIM "D"	.250 [6.35] x BB + .095 [2.41]
	DIM "E"	.250 [6.35] x BB + .100 [2.54] x (CCC/4) + .170 [4.32]
	DIM "F"	.250 [6.35] x BB + .100 [2.54] x (CCC/4) + .250 [6.35] x DD + .120 [3.05]
	DIM "G"	.250 [6.35] x BB - .025 [1.64]
	DIM "H"	.250 [6.35] x BB + .100 [2.54] x (CCC/4)

CONNECTOR NOTES



- ① PRODUCT NUMBER CODE:
51704 - A BB CCC DD E 0 LF
 NO THIS SUFFIX: 100u"/2.54um SnPb ON PCB INTERFACE
 ADD THIS SUFFIX: 78u"/2.00um Sn ON PCB INTERFACE
 ALWAYS "0"(ZERO)(NOTE 8))
 TAIL OPTIONS (NOTE 7)
 NUMBER OF RIGHT END POWER CONTACTS (NOTE 6)
 NUMBER OF SIGNAL CONTACTS (NOTE 5)
 NUMBER OF LEFT POWER CONTACTS (NOTE 4)
 PLATING (NOTE 3)
 BASE NUMBER
- ② HOUSING MATERIAL: UL94 V-0 GLASS FILLED HIGH TEMP THERMO PLASTIC.
 SIGNAL CONTACT MATERIAL: COPPER ALLOY
 POWER CONTACT MATERIAL: COPPER ALLOY
- ③ PLATING OPTION:
 I = SEE PRINT 10064183 FOR PLATING SPEC OF 51704-IBBCCDDE0; 51704-IBBCCDDE0LF

- 4 LEFT END POWER CONTACTS, 01 TO 19 AVAILABLE.
 MAXIMUM OF 20 POWER CONTACTS PER CONNECTOR.
- 5 SIGNAL CONTACT, 004 TO 148 AVAILABLE.
- 6 RIGHT END POWER CONTACTS, 01 - 19 AVAILABLE.
 MAXIMUM OF 20 POWER CONTACTS PER CONNECTOR.
- ⑦ TAIL OPTIONS:
 A = 0.135 +0.015/-0.010 [3.43 +0.38/-0.25] SOLDER TO BOARD
 B = 0.165 +0.015/-0.010 [4.19 +0.38/-0.25] SOLDER TO BOARD
 C = 0.165 +0.015/-0.010 [4.19 +0.38/-0.25] PRESS FIT

mat'l code		NOTE 2		tolerances unless otherwise specified		CUSTOMER				www.fciconnect.com	
ltr	ecn no.	dr	date	linear	.XX±.01/0.X±0.3	COPY		projection			
L					.XXX±.005/0.XX±0.13			title VERTICAL HEADER w/o GUIDE PIN POWER / SIGNAL / POWER			
				angles	.XXX±.0020/.XXX±.051			product family PWRBLADE		code 213	
				dr	0°±2°	INCH/MM		size		sheet 2	
				enr	JR W 10-16-01	scale 1:1		dwg no 51704			
				chr	J. ALLISON 05-11-99						
				appd	J. ALLISON 10-16-01						
sheet index	revision sheet										

cage code 22526

Pro/E

Tous droits strictement reserves. Reproduction ou communication a des tiers interdite sous quelque forme que ce soit sans autorisation écrite du propriétaire. Propriete de c FCI. Droits de reproduction FCI.



All rights strictly reserved. Reproduction or issue to third parties in any form whatever is not permitted without written authority from the proprietor. Property of FCI. Copyright FCI.

PRODUCT NUMBER
51704-ABBCCDDE0..
SEE NOTE 1

- 8. BOARD RETENTION NOT AVAILABLE WITH GUIDELESS ENDS.
- 9. MANUFACTURE'S NAME, P/N, AND DATE CODE TO APPEAR ON THIS SURFACE.
- 10. THE MAXIMUM OVERALL LENGTH (DIM A) OF A PART IS 8.00 [203.2]
- 11. PRODUCT SPECIFICATION GS-12-149
- 12. SEE PWRBLADE VERTICAL HEADER SPECIAL WORKSHEET (51696) FOR MATING LENGTH OPTIONS.
- 13. DIMENSIONS AND TOLERANCES ARE IN ACCORDANCE WITH ASME Y14.5M, 1994 UNLESS OTHERWISE SPECIFIED.

PCB NOTES:

- 14. ALL DIMENSIONS ARE BASIC UNLESS OTHERWISE SPECIFIED.
- 15. ALL THROUGH HOLES ARE LOCATED WITH A TRUE POSITION OF 0.004 [0.10]
- 16. ALL HOLE DIAMETERS ARE FINISHED HOLE SIZE.
- 17. $\varnothing 0.0453 \pm 0.0010$ [1.151 ± 0.025] DRILLED HOLES PLATED WITH 0.0003 [0.008] MIN SnPb OVER 0.001 [0.03] TO 0.003 [0.08] Cu PLATING TO ACHIEVE A $\varnothing 0.040 \pm 0.003$ [1.02 ± 0.07] HOLE.
- 18. FOR PRESS FIT APPLICATION USE FCI CAM TOOL 430169-XXX.
- 19. A Δ SYMBOL WILL BE NEXT TO ANY DIMENSION, VIEW, OR NOTE WHICH HAS BEEN MODIFIED WITH THE CURRENT DRAWING REVISION.

CONFIDENTIAL

mat'l code		SEE NOTES		tolerances unless otherwise specified		CUSTOMER		www.fciconnect.com	
ltr	ecn no.	dr	date	linear	.XX±.01/0.X±0.3	COPY		projection	
L				angles	.XXX±.005/0.XX±0.13			title VERTICAL HEADER w/o GUIDE PIN POWER / SIGNAL / POWER	
				dr	.XXX±.0020/.XXX±.051	INCH/MM		product family PWRBLADE code	
				enr	0°±2°	scale		size dwg no	
				chr	JRW 10-16-01	1:1		A 51704	
				appd	J.ALLISON 05-11-99			sheet 213	
					J.ALLISON 10-16-01			sheet 3	
sheet index	revision sheet								

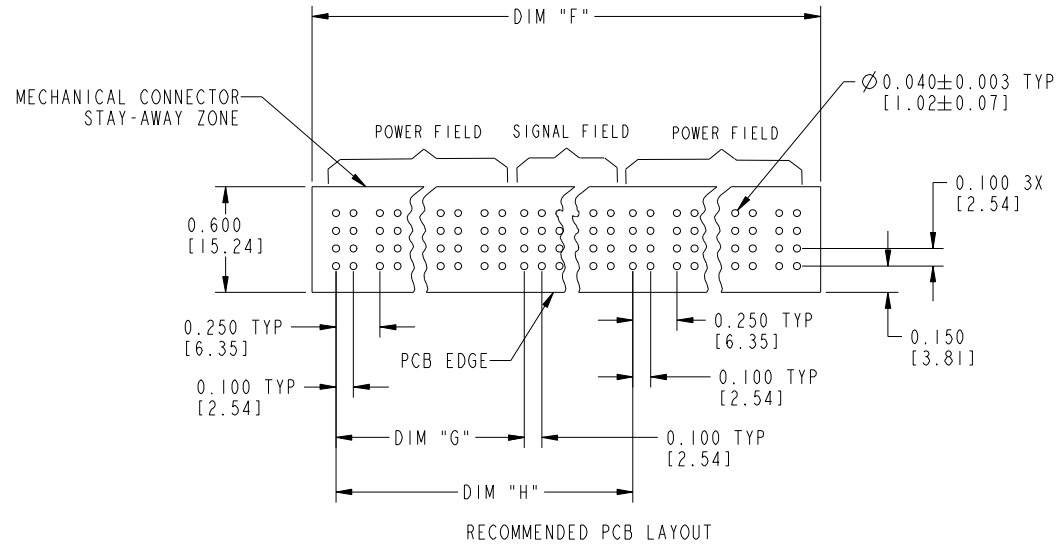
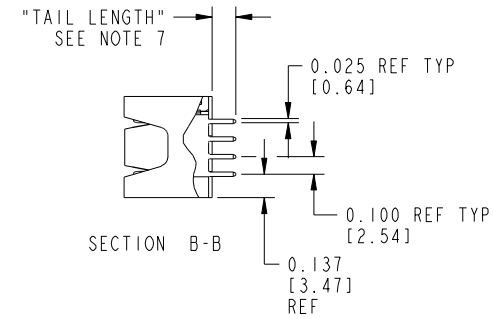
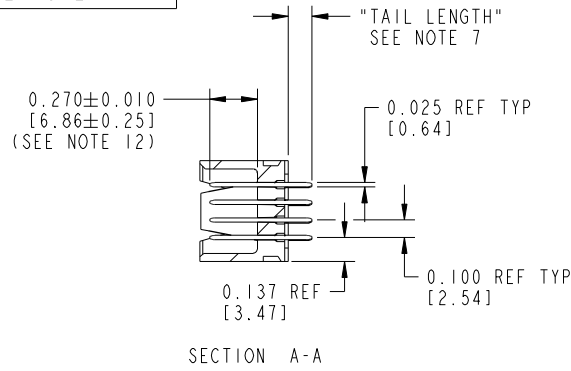
cage code 22526

Pro/E

Tous droits strictement réservés. Reproduction ou communication à des tiers interdite sous quelque forme que ce soit sans autorisation écrite du propriétaire. Propriété de c.FCI. Droits de reproduction FCI.

All rights strictly reserved. Reproduction or issue to third parties in any form whatever is not permitted without written authority from the proprietor. Property of FCI. Copyright FCI.

PRODUCT NUMBER
51704-ABBCCDDE0..
SEE NOTE 1



mat'l code		NOTE 2		tolerances unless otherwise specified		CUSTOMER		FCI	
ltr	ecn no.	dr	date	linear	.XX±.01/0.X±0.3	COPY		www.fciconnect.com	
L					.XXX±.005/0.XX±0.13	projection		title VERTICAL HEADER w/o GUIDE PIN POWER / SIGNAL / POWER	
				angles	.XXX±.0020/.XXX±.051	INCH/MM		product family PWRBLADE code 213	
				dr	JRW 10-16-01	scale 1:1		size dwg no 51704 sheet 4	
				enr	J. ALLISON 10-16-01				
				chr	J. ALLISON 10-16-01				
				appd	J. ALLISON 10-16-01				
sheet index	revision sheet								

Pro/E

cage code 22526